



District Report Card: 2017


State: Bihar	District: Jehanabad
Class: 3	Subject: Language
Schools: 60	Students: 1106


Participation/Coverage


Students

<div>GENDER</div> <div></div>	Boys				Girls			
	Number		%		Number		%	
	538		48.64		568		51.36	

<div>AREA</div> <div></div>	Rural				Urban			
	Number		%		Number		%	
	992		89.69		114		10.31	

<div>CATEGORY</div> <div></div>	SC		ST		OBC		GEN	
	Number	%	Number	%	Number	%	Number	%
	318	28.75	5	0.45	702	63.47	81	7.32

<div>CWSN</div> <div></div>	LD	VI	HI	S&LD	ID	Oth
	1	0	0	0	1	1

<div>Management</div> <div></div>	Government			Government-aided		
	Number		%	Number		%
	1106		100.00	0		0.00

Average Performance of Students in Language (%)

Overall	Gender		Area		Management		Social Group			
	Male	Female	Rural	Urban	Govt.	Aided	SC	ST	OBC	GEN
65.56	65.59	65.53	65.64	64.85	65.56	0.00	62.81	85.33	65.52	75.47

Performance on Learning Outcomes (LOs)

Learning Outcomes	Description	Average Performance(%)
L304	Reads small texts with comprehension i.e., identifies main ideas, details, sequence and draws conclusions	65.93
L312	Reads printed scripts on the classroom walls: poems, posters, charts etc.	64.81

Range of Performance of Students who Answered Correctly							
Below 30%		30% - 50%		50% - 75%		Above 75%	
Number	%	Number	%	Number	%	Number	%
92	8.32	199	17.99	406	36.71	409	36.98

Lowest Performing Learning Outcomes (LOs)

1 - Reads printed scripts on the classroom walls: poems, posters, charts etc. (64.81)

2 - Reads small texts with comprehension i.e., identifies main ideas, details, sequence and draws conclusions (65.93)